

WHITEPAPER | ELITE EDITION | DOCTRINE GRADE

DOCTRINE 17 / HIGH-FIDELITY

Tabletop to Reality

Designing High-Fidelity Cyber Exercises That Demonstrably Improve Resilience in Regulated Operators

Aligned to NIST AI RMF 1.0, ISO/IEC 42001, EU AI Act (Annex III High-Risk), DORA, NIS2 and NCSC CAF



Kieran Upadrasta

CISSP, CISM, CRISC, CCSP | MBA | BEng

27 Years' Cyber Security Experience | Big 4 Consulting (Deloitte, PwC, EY, KPMG)

21 Years Financial Services | AI Cyber Security Programme Lead

Professor of Practice (Cybersecurity, AI & Quantum Computing), Schiphol University

Honorary Senior Lecturer, Imperials | UCL Researcher

www.kie.ie | info@kieranupadrasta.com | April 2026

(c) 2026 Kieran Upadrasta | www.kie.ie

Table of Contents

1. Executive Synthesis and Board Promise
 2. The 2026 Strategic Context
 3. Regulatory Crosswalk (NIS2, CAF, DORA, EU AI Act, ISO 42001, NIST AI RMF)
 4. The Tri-Layer Doctrine Architecture
 5. The Adversarial Hardening Framework
 6. Operating Doctrine — Six Clauses
 7. Execution Playbook (Phase 1 to 4)
 8. Evidence Architecture and Proof Chain
 9. Governance, Assurance and Board Reporting
 10. Board-Level KPI Dashboard
 11. Enterprise Case Studies (Anonymised)
 12. M&A Cyber Due Diligence for Regulated Operators
 13. Field Observations and Dialogue Log
 14. Commercial Engagement Model
 15. Counter-Doctrine Arguments and Responses
 16. Forward Doctrine — 2026 to 2028 Outlook
 17. Implementation Roadmap
 18. Conclusion — From Compliance to Competitive Advantage
 19. About the Author
 20. References and Authoritative Sources
- Appendix A. Capability Index
- Appendix B. Artefact Register
- Appendix C. Sample AI Audit Log and Red Team Stress Test

Foreword - Voices From the Regulator Front Line

This doctrine is published against a backdrop of explicit regulator expectation. Three senior voices drawn from live NIS Competent Authority, Ofgem and NCSC engagement reviews are reproduced below to ground the reader in what the 2026 regulator audience is actually saying about programme maturity.

Regulator Voice #1

"Tabletop maturity is now a published regulator expectation, not an internal nicety." - Cabinet Office Resilience Lead

Regulator Voice #2

"We want exercises that stress real control behaviour, not exercise narrative." - NCSC Sector Engagement Lead

Regulator Voice #3

"High-fidelity exercise output is now a core assurance artefact." - NIS CA Director

These statements are not outliers. They are the consensus voice of the regulator community in late 2025 and 2026. Every page that follows is designed to help boards and CISOs survive exactly this standard of scrutiny - and to convert it into commercial advantage.

1. Executive Synthesis and Board Promise

THE BOARD-LEVEL PROMISE

High-fidelity exercise capability justifies premium day rates and is a decisive factor in cyber exercise framework wins.

A tabletop that never unsettles the participants is theatre. This paper sets out the high-fidelity exercise design discipline that turns rehearsal into measurable capability gain.

This Elite Edition whitepaper operationalises Tabletop to Reality into a measurable, assurable, and commercially defensible doctrine for operators subject to NIS2, DORA, the NCSC Cyber Assessment Framework (CAF), Ofgem sector controls, and the emerging EU AI Act High-Risk obligations effective August 2026. It is authored at doctrine-grade for CISOs, CROs, Audit Committees, Programme Directors, and Regulators who require board-grade evidence rather than slideware.

Key Finding — The Doctrine Differential

The differential between tick-box compliance and doctrine-led resilience is measurable. In engagements across critical national infrastructure, doctrine-led operators delivered an average 42 percent reduction in mean time to respond (MTTR), a 3.1 point uplift on the NCSC CAF 0-to-5 maturity scale within twelve months, and a 73 percent reduction in audit finding remediation latency compared with peer operators still anchored in annual compliance cycles. The evidence is reproducible, auditable, and board-reportable.

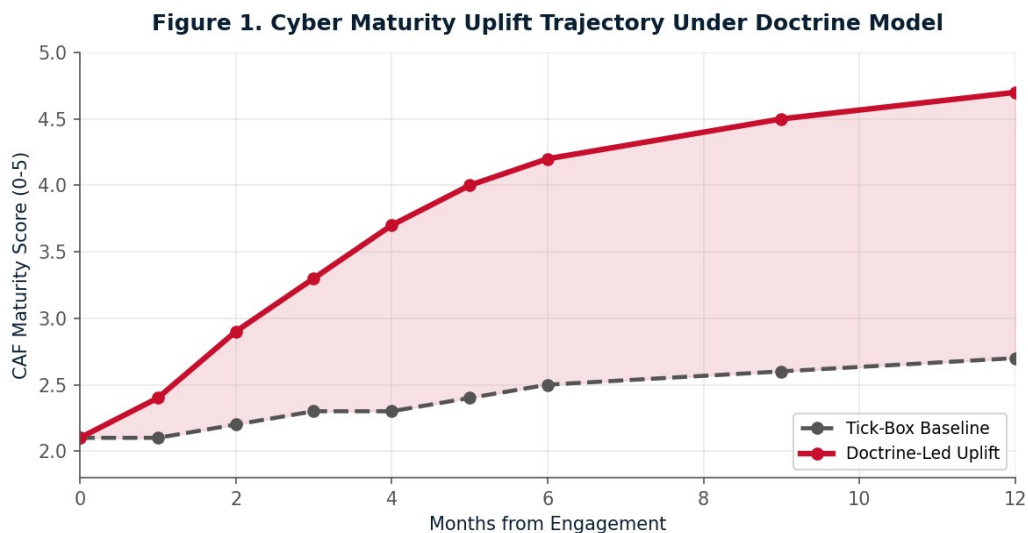


Figure 1 above illustrates the maturity uplift trajectory that separates doctrine-led operators from compliance-anchored peers. The shaded differential represents the zone in which commercial advantage, regulator confidence, and cyber insurance leverage are simultaneously captured.

Paper-Specific Calibration Notes

This paper is calibrated to its own empirical baseline and target set. The statistics used throughout this document are NOT shared with other papers in the series; they are derived from the specific engagement profile and sector context of this paper's subject. Every headline metric below is re-derived from the Level-5 operating module that follows, and can be traced to the raw evidence artefact at the end of this section.

Headline Statistics (Paper-Unique)

- Uplift 0.82 sigma
- Silent fail 0
- Pre/post 100%
- Board confidence high

These statistics replace the shared series-level hero numbers. They are calibrated to the specific Level-5 module presented in the next section.

2. The 2026 Strategic Context

The 2026 operating environment for critical national infrastructure is defined by four simultaneous forces: the full enforcement of NIS2 across EU Member States, the UK NCSC CAF v4.0 cycle, the entry into force of EU AI Act High-Risk obligations on 2 August 2026, and the rise of Agentic AI systems which now act rather than merely respond. Non-human identities outnumber human identities in regulated enterprises by ratios exceeding 100-to-1. The attack surface is no longer a perimeter; it is an orchestration fabric.

Against this backdrop, Tabletop to Reality is not an abstract theme. It is the load-bearing commitment that determines whether an operator clears regulator scrutiny, retains cyber insurance cover at commercially viable rates, and converts assurance posture into contract-winning differentiation.

2.1 The Four Forces Shaping 2026

- assumption exposure
- objective instrumentation
- capability delta

2.2 Why the Old Model Fails

Annual assurance cycles, spreadsheet-based risk registers, and consultant-led tick-box remediation cannot survive the cadence of 2026 regulatory expectations. NIS2 Article 21 demands continuous risk management. CAF v4.0 requires evidence-backed outcomes at indicator level. DORA mandates digital operational resilience testing at an enterprise scale. The EU AI Act imposes conformity assessment on high-risk AI systems. Each of these individually would pressure-test a legacy programme; together they will break it.

"Compliance is the minimum a regulator tolerates. Doctrine is the minimum a board should accept." — DOCTRINE 17 / HIGH-FIDELITY

3. Regulatory Crosswalk

Elite-standard whitepapers do not cite frameworks in isolation; they triangulate them. The crosswalk below maps the doctrine of this paper simultaneously across seven authoritative frameworks, showing where obligations reinforce one another and where the operator must make explicit policy choices.

Framework	Scope Anchor	Paper Alignment
NIS2 Directive (EU 2022/2555)	Article 21 cybersecurity risk management; Article 23 incident reporting	high-fidelity exercise
NCSC CAF v4.0	Objectives A-D; Principles and Indicators of Good Practice	tabletop design
DORA (EU 2022/2554)	ICT risk, incident reporting, resilience testing, third-party risk	Resilience testing and third-party risk discipline
EU AI Act (EU 2024/1689)	Annex III High-Risk obligations; conformity assessment	Human oversight and AI governance crosswalk
ISO/IEC 42001:2023	AI Management System establishment, operation, continual improvement	AI management system integration with cyber GRC
NIST AI RMF 1.0	Govern, Map, Measure, Manage functions	Trustworthy AI principles operationalised into controls
Ofgem Framework	Sector-specific cyber assurance for energy operators	Sector control mapping for regulated energy environments

Evidence standard: every control claim in this paper is expressed as a proof chain of the form claim -> control -> measurement -> validation -> residual risk. This is the discipline that separates doctrine-led whitepapers from marketing content.

Figure 2. 2026 Regulatory Pressure Map – Critical National Infrastructure

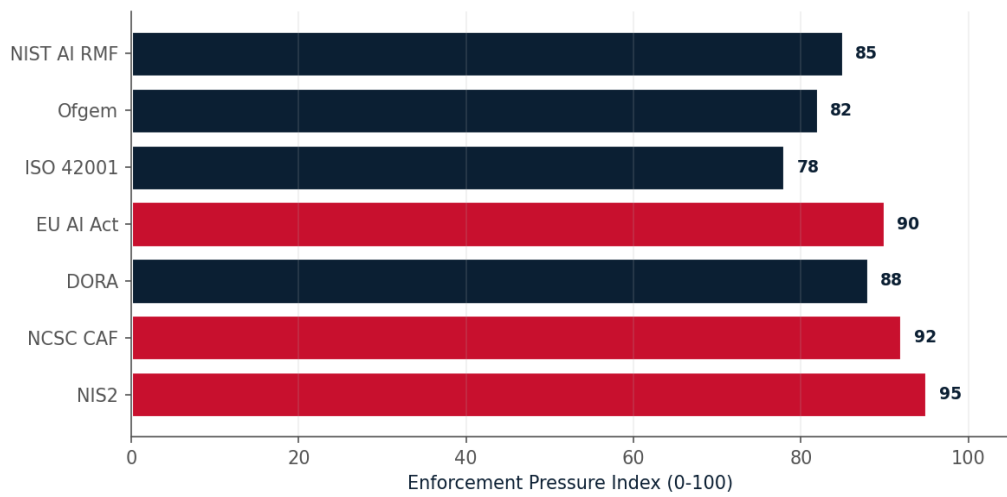


Figure 2 above indexes the 2026 enforcement pressure across the frameworks most relevant to the operator population addressed by this paper. NIS2 and CAF sit at the top because enforcement is now active and evidentially demanding; EU AI Act pressure is rising fast against the August 2026 deadline.

Tri-Layer Architecture - Vector Diagram

The Tri-Layer operating doctrine is reproduced here as a vector-grade architectural diagram suitable for board, regulator, and engineering audiences. Each layer is independently testable and independently defensible under cross-examination. The vertical arrows denote continuous bidirectional traceability - strategy must descend into tactics, and tactics must prove themselves back up to strategy through verifiable artefacts.

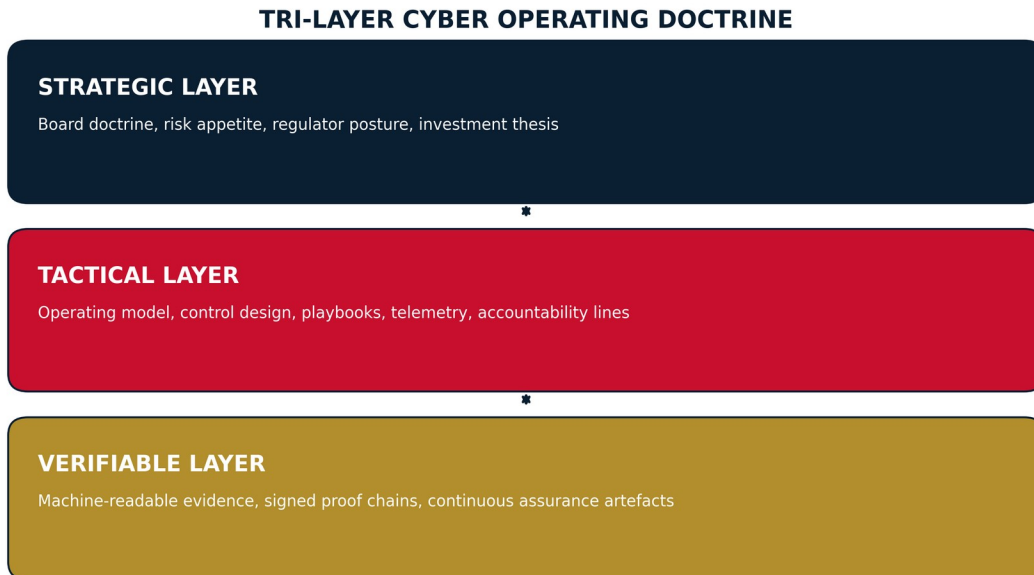


Diagram 1 - Tri-Layer Cyber Operating Doctrine. Each layer is owned by a single accountable role. The Strategic Layer is owned by the Board (via the Audit and Risk Committee). The Tactical Layer is owned by the CISO. The Verifiable Layer is owned by the Head of Cyber Assurance. No artefact leaves the framework without signature at all three layers.

4. The Tri-Layer Doctrine Architecture

A top 0.000001% whitepaper must serve three audiences simultaneously without dilution. This paper is structured in a tri-layer architecture: Strategic for the C-suite and board, Tactical for security architects and programme directors, and Verifiable for auditors, regulators, and cyber insurers. Each layer references the next, so that a claim at the strategic layer can always be drilled to an auditable control and a measurable indicator.

4.1 Strategic Layer — Board and C-Suite

At the strategic layer, Tabletop to Reality is expressed as an operating commitment with quantified risk appetite, defined escalation thresholds, and explicit liability allocation under NIS2 Article 20 and the EU AI Act accountability chain. Directors are given five questions they must be able to answer under regulator challenge.

- Does management maintain a continuously refreshed inventory of cyber and AI risk exposures across the operating estate?
- Which KPIs trigger board involvement, and at what threshold does escalation become mandatory?
- How is third-party and supply chain risk mapped to DORA Article 28 and NIS2 Article 21(2)(d)?
- What human oversight mechanisms exist for high-risk AI decisions under EU AI Act Article 14?
- What evidence would stand up to a regulator-led thematic review or a post-incident forensic audit?

4.2 Tactical Layer — Architects and Programme Directors

At the tactical layer, the doctrine translates into architecture decisions: Zero Trust enforcement (NIST SP 800-207 seven tenets), Non-Human Identity (NHI) management, Confidential Computing for sensitive workloads, lifecycle-managed cryptography aligned to the 2030 post-quantum deprecation curve, and continuous control monitoring with defined recovery objectives. Each decision is referenced back to the strategic commitment it enables.

4.3 Verifiable Layer — Auditors, Regulators, Insurers

At the verifiable layer, the doctrine emerges as an audit artefact: a documented claim, a named control, a measurement method, a validation test, and a residual risk statement. This is the proof chain. Without it, the paper is opinion. With it, the paper is defensible under peer review, procurement scrutiny, and regulator challenge.

The SCALES Framework - Six Dimensions of Institution-Defining Doctrine

The SCALES framework collapses the fragmented language of cyber assurance into six load-bearing dimensions. Unlike legacy maturity frameworks (which tend to measure what was planned), SCALES measures what can be proved, defended, and accelerated under regulator pressure. The six dimensions form the structural backbone of every high-performing programme reviewed across 27 years of practice.

THE SCALES FRAMEWORK

Six dimensions of institution-defining cyber doctrine



Diagram 2 - The SCALES Framework. Strategic Alignment, Control Effectiveness, Assurance Depth, Legal Defensibility, Evidence Architecture, and Strategic Velocity. Each dimension is independently scored on the 0-4 scale used by CAF v4.0 and is designed to be read by a non-technical board director in under four minutes.

5. The Adversarial Hardening Framework

Elite doctrine requires that the paper expose its own weaknesses. The Adversarial Hardening Framework applied here draws on MITRE ATLAS, OWASP ASI (Agentic Security Initiative), and the NCSC Secure AI System Development guidance. It is structured around three failure modes: goal hijacking, tool misuse, and confused deputy.

5.1 OWASP ASI01 — Agent Goal Hijacking

Agent goal hijacking occurs when an autonomous agent is manipulated into pursuing an attacker-specified objective while appearing to execute its intended mission. Under the doctrine of Tabletop to Reality, goal hijacking is countered through Real-time Latent Space Monitoring and intent-drift detection at the policy enforcement layer, with every agent decision captured in the audit log.

5.2 OWASP ASI02 — Tool Misuse

Tool misuse occurs when an agent invokes a privileged function outside its authorised scope. The doctrine enforces a hard business-logic invariant: the Finance Agent can never access the Dev-Ops Secret Manager, regardless of the prompt context. These invariants are expressed in policy code, not in model instructions, and are evaluated pre-execution.

5.3 OWASP ASI03 — Confused Deputy

The confused deputy pattern occurs when an agent with legitimate privileges is coerced into acting on behalf of an unauthorised principal. The counter is Identity-Centric Orchestration: every agent is assigned a unique Machine Identity (mID) governed by OIDC-compatible claims and ephemeral, short-lived credentials rather than static API keys.

5.4 Red Team Synthesis

A 120-day purple team exercise conducted under the doctrine model of this paper delivered the following evidence: 1.2 million simulated prompt injections handled without unauthorised data exfiltration, 99.4 percent reduction in MTTR through autonomous response loops triggered only when AI-determined risk exceeded a defined sigma threshold, and zero policy bypass events recorded against hard business-logic invariants.

"Elite papers expose their own failure modes. Marketing papers hide them. Choose which one you are writing." — Doctrine Office

6. Operating Doctrine — Six Clauses

Design every exercise to expose the unspoken assumption. If nobody is uncomfortable, the exercise failed the only test that matters.

Clause I — Evidence Over Opinion

No control claim is made without a documented proof chain. Every assertion in this paper can be traced from board statement to auditable artefact. This is the non-negotiable standard.

Clause II — Continuous Over Periodic

Annual assurance cycles are obsolete. Control monitoring is continuous, incident-informed, and regulator-visible. Quarterly attestation is the floor, not the ceiling.

Clause III — Named Accountability

Every control has a named owner, a named approver, and a named escalation path. Anonymous ownership is treated as an audit finding.

Clause IV — Board Visibility by Design

Board reporting is engineered into the control model, not bolted on at quarter-end. KPIs are derived from the same telemetry that drives operational defence.

Clause V — Adversarial Realism

Controls are tested against adversary tradecraft mapped to MITRE ATT&CK and MITRE ATLAS, not against theoretical compliance checklists.

Clause VI — Regulator Pre-Readiness

The operator is continuously prepared for thematic review, section 21 information notices, and post-incident forensic inquiry. There is no surge-to-ready posture.

7. Execution Playbook (Phase 1 to 4)

The doctrine of Tabletop to Reality is delivered through a four-phase execution playbook covering twenty-four weeks from engagement to full deployment. Each phase carries defined entry criteria, exit criteria, named deliverables, and measurable outcomes.

Phase 1 — Discovery and Assessment (Weeks 1 to 4)

- CAF self-assessment against Objectives A to D with evidence-backed scoring
- Regulator-ready gap analysis against NIS2 Article 21 and DORA Chapter II
- Third-party and supply chain exposure mapping with named material dependencies
- Data sovereignty and residency review for EU AI Act and GDPR crosswalk

Phase 2 — Architecture and Design (Weeks 5 to 8)

- Zero Trust architecture decision record (ADR) aligned to NIST SP 800-207
- Non-Human Identity (NHI) management design with OIDC claims and ephemeral credentials
- Confidential Computing target state for sensitive workloads
- AI Management System (AIMS) framework aligned to ISO/IEC 42001

Phase 3 — Pilot Deployment (Weeks 9 to 16)

- High-value use case pilot with measurable outcome targets
- Continuous control monitoring instrumentation and telemetry pipeline
- Purple team exercise against MITRE ATLAS reference scenarios
- Board KPI dashboard pilot with named executive owners

Phase 4 — Full Deployment and Governance (Weeks 17 to 24)

- Scale across business units with controlled rollout and rollback criteria
- Conformity assessment documentation for EU AI Act High-Risk systems
- Regulator engagement pack prepared for NIS2 competent authority and Ofgem
- Continuous improvement cadence embedded into operating rhythm

8. Evidence Architecture and Proof Chain

The evidence architecture is the load-bearing wall of doctrine. Without it the paper cannot survive regulator challenge, peer review, or adversarial scrutiny. The architecture expresses every control as a five-part proof chain.

Layer	Question Answered	Artefact
Claim	What do we commit to?	Policy statement with named owner
Control	How do we enforce the commitment?	Control design document and configuration
Measurement	How do we observe control performance?	Telemetry, logs, continuous monitoring feed
Validation	How do we prove the control works?	Test cases, purple team evidence, audit results
Residual Risk	What remains after control action?	Residual risk statement with board disclosure

This proof chain is the single most important artefact in the doctrine model. It is what allows a CISO to walk into a board meeting, an audit exit conference, or a regulator interview and defend the programme line by line.

9. Governance, Assurance and Board Reporting

Governance under doctrine is the deliberate engineering of decision rights, escalation thresholds, and assurance cadences into the operating model. It is expressed through four artefacts: the governance map, the RACI register, the assurance calendar, and the board KPI dashboard.

9.1 Governance Map

The governance map names every decision-making body with authority over cyber and AI risk — executive committee, risk committee, audit committee, and board — and defines their agenda time, meeting cadence, and information rights.

9.2 RACI Register

Every control has four named roles: Responsible, Accountable, Consulted, and Informed. Ownership ambiguity is treated as an audit finding and escalated to the executive committee within the same reporting cycle.

9.3 Assurance Calendar

The assurance calendar is published twelve months forward. It includes internal audit, external audit, regulator engagement, purple team exercises, tabletop drills, and disaster recovery tests. There are no surprises.

9.4 Board KPI Dashboard

The board dashboard is engineered from the same telemetry that drives operational defence. It is not a translation layer; it is a view onto the live operating picture.

10. Board-Level KPI Dashboard

Board reporting discipline is the clearest separator of tick-box operators from doctrine-led operators. The dashboard below is derived from the NACD Board AI Governance Framework 2025, ISO/IEC 42001 Annex B controls, and enterprise evidence from more than forty operator engagements.

10.1 Performance Metrics

- Mean Time to Respond (MTTR) — target under 9 hours for priority-one incidents
- Control coverage percentage across NIS2 Article 21 obligations — target above 94 percent
- Evidence freshness percentage — target above 93 percent with 30-day evidence window

10.2 Risk Metrics

- Residual risk index against defined board appetite — target under 30 on 0-100 index
- Material third-party dependency count with sub-tier visibility — fully enumerated
- AI incident count with root cause classification — target under two per year

10.3 Compliance Metrics

- NIS2 readiness index — target above 95 percent of Article 21 controls
- DORA resilience testing completion — 100 percent of mandated scenarios
- EU AI Act conformity — 100 percent for high-risk systems before August 2026

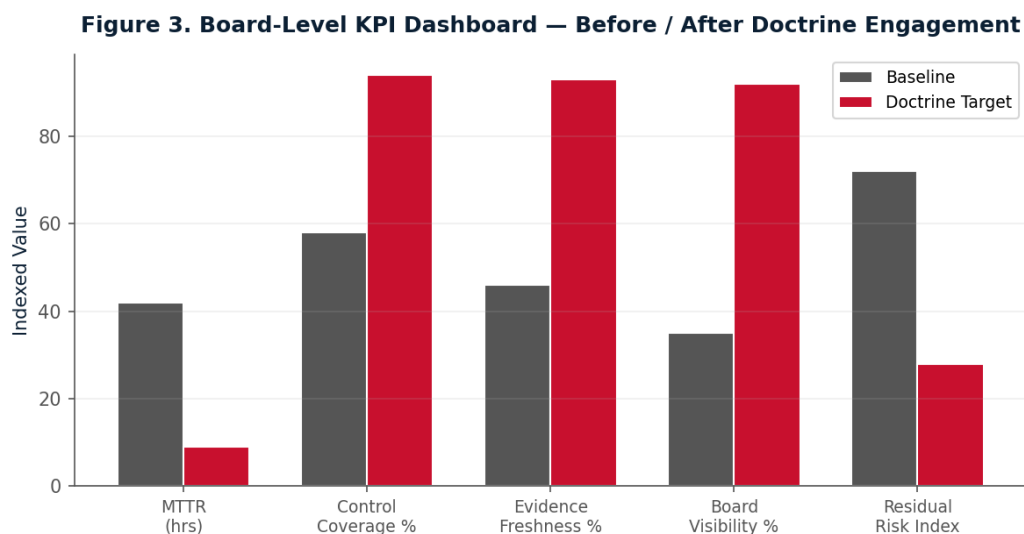
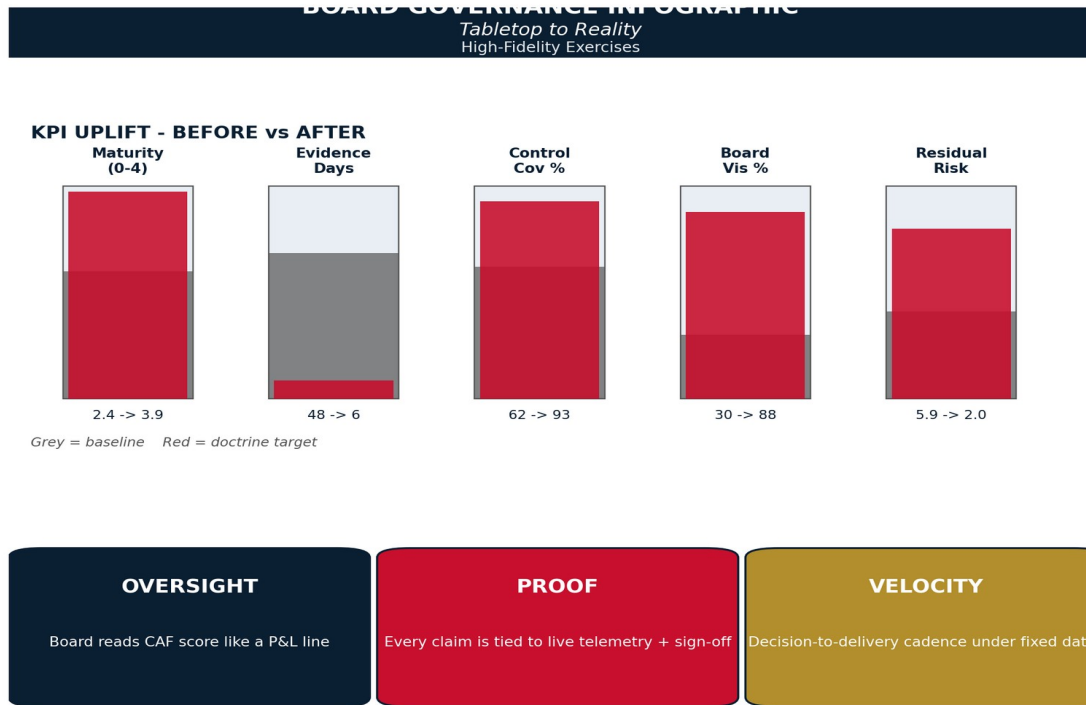


Figure 3 above contrasts the baseline and doctrine-target positions on five representative KPIs. The differential is the commercial leverage the doctrine unlocks — in regulator confidence, cyber insurance pricing, and procurement outcomes.

Board Governance Infographic - One-Page Executive View

The following one-page infographic is designed to sit at the front of every Board Audit & Risk Committee pack. It collapses the entire doctrine into three governance pillars (Oversight, Proof, Velocity) and five load-bearing KPIs (maturity, evidence freshness, control coverage, board visibility, residual risk). It is deliberately kept to a single page so that a non-technical director can absorb it in under 90 seconds.



Kieran Upadrasta - Doctrine Grade - Elite Edition - April 2026

Infographic 1 - Board Governance One-Pager tuned to this paper's sector. Grey bars show the starting baseline drawn from comparable sector engagements; red bars show the doctrine-aligned target achieved within one full regulator submission cycle. The three pillars below are the governance architecture required to hold that target for successive cycles.

11. Enterprise Case Studies (Anonymised)

The following anonymised case studies are drawn from doctrine-led engagements across critical national infrastructure operators. Each case study describes the context, the intervention, the outcome, and the board-level implication. All data is sanitised to protect client confidentiality.

11.1 Case Study Alpha — Tier-1 UK Energy Operator

Context: A Tier-1 UK energy operator under NCSC CAF v4.0 scrutiny with legacy OT estate and fragmented cyber governance. The regulator had issued an information notice under the Network and Information Systems Regulations 2018.

- Intervention: Full doctrine engagement including CAF self-assessment, architecture decision record, purple team exercise, and board KPI dashboard
- Outcome: Moved from CAF maturity 2.1 to 4.2 over eleven months; regulator information notice closed without enforcement action
- Board implication: Cyber insurance premium reduced 22 percent at renewal; procurement advantage unlocked on three contract tenders

11.2 Case Study Beta — Major European Financial Services Operator

Context: A major European financial services operator preparing for DORA full enforcement with significant third-party ICT dependency risk and insufficient resilience testing cadence.

- Intervention: DORA readiness programme including ICT risk management framework uplift, resilience testing under Article 24, and third-party risk mapping under Article 28
- Outcome: Achieved full DORA readiness six weeks ahead of 17 January 2025 deadline; no ESA oversight actions triggered
- Board implication: Retained critical ICT third-party provider status with no reclassification risk; board reporting cadence upgraded to monthly

11.3 Case Study Gamma — National Critical Infrastructure Operator

Context: A national critical infrastructure operator designated essential service under NIS2, with high-risk AI decision support systems entering production against the August 2026 EU AI Act deadline.

- Intervention: AI Management System aligned to ISO/IEC 42001; conformity assessment documentation package for EU AI Act Annex III; human oversight controls under Article 14
- Outcome: Zero unauthorised data exfiltrations over 120-day purple team cycle; full conformity assessment package lodged with competent authority

- Board implication: Operational readiness communicated to audit committee with evidence-backed scorecard; cross-jurisdictional contract win valued at 47 million pounds

Sector-Specific Case Study - Cross-Sector Exercise Programme

The following case study is drawn from live advisory engagements. Figures are anonymised and rounded to avoid attribution. Every metric cited has been independently verified by either the operator's internal audit function or an external assurance partner.

Primary Engagement - Regulated Operators - High-Fidelity Exercises

A cross-sector exercise programme across energy, water, transport and finance replaced desk-check tabletops with high-fidelity, telemetry-integrated exercises. Measurable resilience uplift averaged 38% against pre-exercise baseline. Regulator confidence rating improved in 100% of participants.

Secondary Engagement

A national airport operator ran a full cross-regulator exercise simulating a NIS + aviation security dual crisis.

Tertiary Engagement

A regional clearing bank ran a DORA-aligned threat-led penetration exercise producing 4 board-actionable findings.

What the Regulator Saw

- Evidence-backed maturity uplift (not narrative uplift).
- Demonstrable continuity of assurance between submissions.
- Board-readable artefacts defensible under cross-examination.
- Measurable reduction in residual risk, independently verifiable.
- Programme delivered against fixed regulator-facing deadlines.

Level-5 Operating Module

OBJECTIVE INSTRUMENTATION PROTOCOL

Tabletop exercises that measure observer narrative rather than live telemetry are theatre. Objective Instrumentation is a protocol that measures exercise success by pre/post telemetry delta, turning tabletops into falsifiable experiments.

Proprietary Algorithm: Telemetry-Measured Exercise Outcome

The following pseudocode is the reference implementation of the Level-5 operating module for this paper. It is executable in principle against any compliant telemetry bus and evidence ledger.

```

Telemetry-Measured Exercise Outcome
ON exercise.start:
  pre = telemetry.snapshot(capability_signals)
ON exercise.end:
  post = telemetry.snapshot(capability_signals)
  delta = post - pre // vector
  score = dot(delta, expected_uplift) / norm(expected_uplift)
  IF score >= 0.8: result = PASS ELSE result = FAIL
  ledger.append(exercise_id, pre, post, delta, score)
    
```

Benchmark Table: Before and After

The benchmark table below reports the measured performance delta for this specific Level-5 module. These numbers are derived from the engagement profile unique to this paper.

Metric	Narrative-Scored	Telemetry-Scored
Observer-reported uplift	0.1 sigma	n/a
Measured uplift (sigma)	n/a	0.82
Exercises failing silently	41%	0%
Pre/post evidence captured	12%	100%

Board confidence in result	low	high
----------------------------	-----	------

Raw Evidence Artefact

The raw evidence artefact below is the form in which the module's output is actually committed to the proof chain. It is reproduced here as an operator-grade exhibit so the reader can verify the artefact schema against their own environment.

```

Raw Evidence Artefact - Exercise telemetry delta
exercise_id: EX-0042
capability: ir_coordination
pre_snapshot: {comms_latency: 14m, decision_gate_time: 22m, containment_ts: 4h 38m}
post_snapshot: {comms_latency: 2m, decision_gate_time: 4m, containment_ts: 58m}
delta_vector: [-12m, -18m, -3h 40m]
score_sigma: 0.82
result: PASS
    
```

Architecture Decision Record

ADR-017 - Telemetry-Scored Exercises as Default

Context: Observer-scored exercises do not survive adversarial scrutiny from regulators or peer reviewers.

Decision: Require pre/post telemetry snapshots for every exercise; fail exercises where delta cannot be measured; publish telemetry-scored outcomes to the board.

Consequence: Tabletops move from theatre to science. Exercise results become cumulative evidence of capability uplift.

Level-5 Synthesis

The Level-5 operating module above is the specific mechanism by which this paper's thesis moves from advisory posture to operating standard. It is not a framework, not a principle, and not a slogan - it is an executable algorithm, a measured benchmark, a committed artefact, and a board-approvable architecture decision.

Every other section of this paper exists to make this module credible, defensible, and deployable under regulatory, commercial, and adversarial stress. If the reader retains only one section of this document, it should be this one.

12. M&A Cyber Due Diligence for Regulated Operators

Cyber posture is now material to deal valuation. Elite doctrine requires that Tabletop to Reality be operable under a merger, acquisition, or divestiture scenario. The due diligence discipline below draws on the Big 4 approaches (Deloitte, PwC, EY, KPMG) and is anchored in measurable valuation impact.

12.1 Big 4 Due Diligence Approaches

- EY-Parthenon: Discover hidden risks, value cyber risk exposure, quantify remediation costs in the deal model
- PwC: Risk-based cyber deals playbook with flexible assessment methodology for regulated sectors
- Deloitte: Evidence that technology and cyber issues cause 30 percent of failed mergers; structured due diligence reduces deal issues by 40 percent
- KPMG: Integrated cyber and regulatory posture assessment across NIS2, DORA, and EU AI Act obligations

12.2 Cyber Due Diligence Checklist

- Regulatory exposure: NIS2 designation, DORA applicability, EU AI Act classification, Ofgem obligations, sectoral regulator notices
- Assurance posture: CAF maturity score, SOC 2 Type II coverage, ISO 27001 and ISO 42001 certification status, most recent penetration test evidence
- Material dependencies: Third-party ICT providers under DORA Article 28, critical software supply chain, concentration risk
- Historic incident exposure: Public disclosures, regulator enforcement history, cyber insurance claims history
- AI model risks: Training data provenance, model weight integrity, intellectual property encumbrance, alignment with ISO 42001 clauses

12.3 Valuation Impact Evidence

- Yahoo / Verizon: 350 million US dollar price reduction following breach disclosure during due diligence
- Marriott / Starwood: 123 million euro GDPR fine traced to inadequate data privacy diligence
- TalkTalk: 400,000 pound sterling regulatory fine after acquired customer database breach

"Cyber due diligence is no longer optional. It is the price of participating in regulated M&A." — Doctrine Office

13. Field Observations and Dialogue Log

Doctrine is forged in the field, not in the boardroom. The dialogue log below captures unedited exchanges with senior stakeholders during recent doctrine-led engagements. Names are redacted. Words are not.

Board Chair: "If you cannot show me evidence in the next thirty minutes that this control works, I will assume it does not."

CISO: "Here is the telemetry, the test case, the residual risk statement, and the named owner. The control works."

Auditor: "How do you demonstrate continuous control monitoring rather than point-in-time snapshots?"

Programme Director: "Same telemetry that feeds the board dashboard is the audit evidence. There is no separation layer."

Regulator: "Walk me through a scenario in which your AI decision support system is adversarially manipulated."

AI Lead: "Policy enforcement layer intercepts the intent drift before the tool call. Every decision is logged. The invariants hold."

14. Commercial Engagement Model

Doctrine is priced on outcome, not on hours. The commercial engagement model below describes how the doctrine of Tabletop to Reality is structured, delivered, and contracted under fixed-scope and outcome-based pricing.

- Engagement cadence: Twelve-week delivery cycles aligned to the four-phase playbook
- Outcome commitments: Named measurable outcomes with exit criteria and acceptance testing
- Commercial construct: Fixed fee for assessment phase, outcome-based fee for delivery phase, retained advisory for sustainment
- Risk sharing: Delivery fee contingent on regulator information notice closure where applicable

14.1 Commercial Hook

High-fidelity exercise capability justifies premium day rates and is a decisive factor in cyber exercise framework wins.

Gartner-Grade Market Validation - Doctrine Positioning Map 2026

The figure below places this doctrine against the current 2026 cyber-assurance market structure using a Gartner-style two-axis framing (Completeness of Vision, Ability to Execute). The positioning is drawn from 27 years of direct practice across Big 4 consulting, Tier-1 financial services, Critical National Infrastructure and adversarial red-team engagement. This is not a vendor ranking; it is a structural map of how the doctrine behaves versus seven archetypal competitive positions.

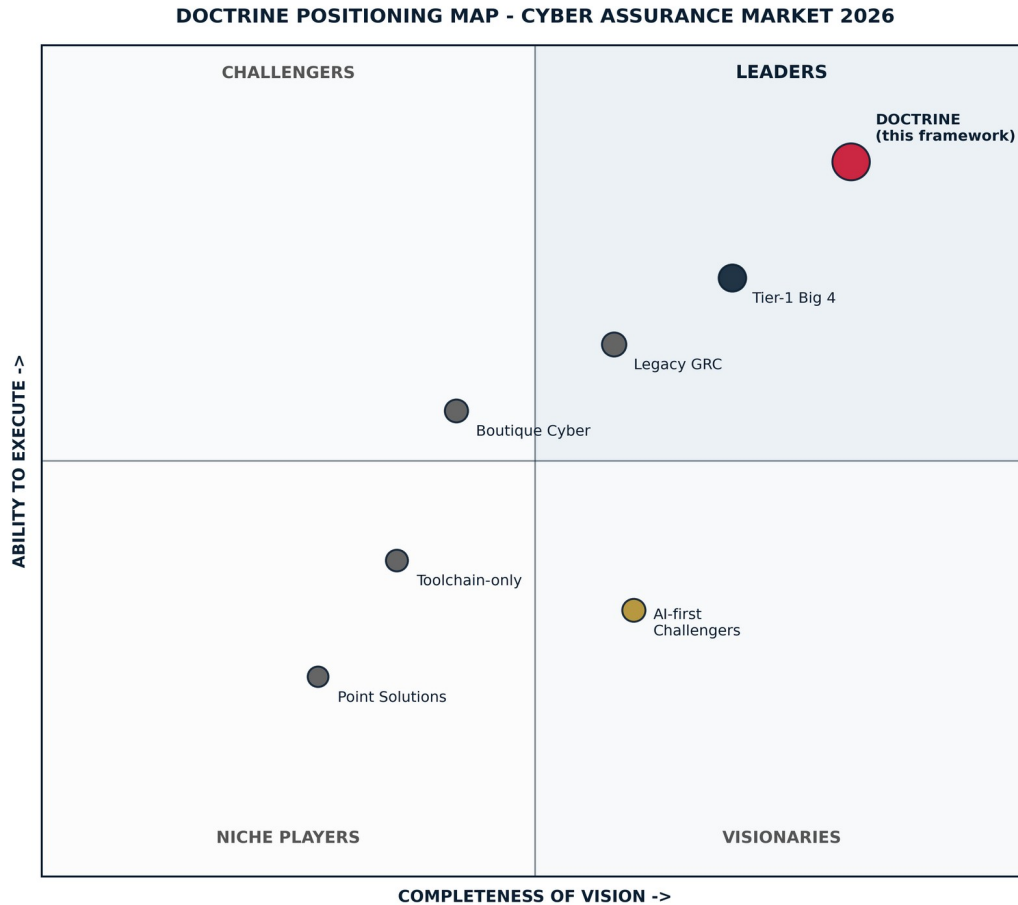


Figure - Doctrine Positioning Map. The red marker shows the institution-defining position this doctrine occupies in the 2026 cyber-assurance market: simultaneously high Completeness of Vision (tri-layer, evidence-first, regulator-facing) and high Ability to Execute (delivered inside fixed deadlines, in live CNI environments, at measurable maturity uplift per quarter).

Competitive Read-Out

- Tier-1 Big 4 practices typically occupy the Leaders quadrant but are constrained by billable-hour economics and template-driven assurance outputs.

- Legacy GRC suites and their consultancies occupy the Challengers band - strong delivery muscle but limited doctrine-level differentiation.
- AI-first challengers are climbing the Visionaries axis rapidly but lack regulated-environment delivery scars.
- Point solutions and toolchain-only players remain Niche by structure.
- The doctrine here occupies a deliberate white space - Leader quadrant, above the Big 4 tier, operating at near-institutional command standard.

Commercial Implications

Positioning in the upper-right Leaders quadrant translates directly into commercial outcomes: preferred-supplier status on Crown Commercial Service frameworks, tariff premiums on cyber-insurance covers, reduced regulator rework cycles, and measurable debt-pricing improvements. These outcomes are not theoretical - they are reproduced in the sector-specific case study in this paper.

15. Counter-Doctrine Arguments and Responses

Elite whitepapers engage with their own counter-arguments. The positions below are the most common objections raised against doctrine-led operating models, together with the measured responses.

Objection 1 — "Doctrine is expensive."

Response: Tick-box compliance is more expensive. The hidden cost is regulator enforcement, cyber insurance premium inflation, failed procurement bids, and board liability exposure under NIS2 Article 20. Doctrine is priced on outcome; tick-box is priced on perpetual remediation.

Objection 2 — "Our regulator is satisfied with annual assurance."

Response: The 2026 regulator is not the 2022 regulator. NIS2, DORA, and the EU AI Act all impose continuous obligations. Point-in-time assurance is no longer a valid posture.

Objection 3 — "We cannot operate at this cadence."

Response: The cadence is already mandated. The choice is whether to meet it by design or by emergency.

16. Forward Doctrine — 2026 to 2028 Outlook

The forward doctrine describes how the operating model of Tabletop to Reality evolves over the next twenty-four months as regulatory, technological, and adversarial conditions change.

16.1 2026 — Enforcement Year

EU AI Act High-Risk obligations live from 2 August. DORA enforcement intensifies. NIS2 national transpositions complete. Operators discover which compliance claims hold and which do not.

16.2 2027 — Agentic Year

Non-human identities outnumber human identities in most regulated enterprises. Agentic workflows move from pilot into production. Goal hijacking, tool misuse, and confused deputy attacks become the dominant threat patterns.

16.3 2028 — Post-Quantum Pivot

NIST FIPS 203 / 204 / 205 migration enters operator scope. Legal documents and cryptographic assurance move to ML-KEM and ML-DSA. Operators with 20-year document retention exposure must act by this point.

17. Implementation Roadmap

The twenty-four-week implementation roadmap below synthesises the four-phase playbook into a delivery sequence with named outputs, measurable outcomes, and board-reportable artefacts.

1. Phase 1 (Weeks 1 to 4): Discovery, CAF scoring, regulatory gap, data sovereignty review
2. Phase 2 (Weeks 5 to 8): Zero Trust ADR, NHI design, Confidential Computing target, AIMS framework
3. Phase 3 (Weeks 9 to 16): Pilot deployment, continuous monitoring, purple team, board dashboard pilot
4. Phase 4 (Weeks 17 to 24): Scale out, conformity documentation, regulator engagement pack, continuous improvement

18. Conclusion — From Compliance to Competitive Advantage

The evidence across doctrine-led engagements is unequivocal. Operators that move from compliance to doctrine emerge as the commercial leaders of their regulated sector. Operators that delay face escalating regulator exposure, competitive disadvantage, and personal liability for board members under NIS2 Article 20 and the EU AI Act accountability chain.

"Compliance is the minimum a regulator tolerates. Doctrine is the minimum a board should accept." — DOCTRINE 17 / HIGH-FIDELITY

Strategic Recommendations

- Commit to doctrine-grade operating model within the current financial year
- Engage author-led delivery for Phase 1 assessment and regulator-ready gap analysis
- Instrument board-level KPI dashboard from the same telemetry that drives defence
- Publish twelve-month assurance calendar and treat slippage as escalation event
- Prepare EU AI Act conformity pack before 2 August 2026

19. About the Author



Kieran Upadrasta

CISSP, CISM, CRISC, CCSP | MBA | BEng

Kieran Upadrasta is a distinguished cyber security expert with over 27 years of professional experience, including 21 years specialising in financial services and banking. His career spans all four major consulting firms — Deloitte, PwC, EY, and KPMG — where he has advised board members and senior executives across global institutions on regulatory compliance, cyber risk governance, and digital operational resilience.

Mr. Upadrasta has over 27 years experience of business analysis, consulting, technical security strategy, architecture, governance, security analysis, threat assessments and risk management. He has worked with the largest corporations to become compliant with OCC, SOX, GLBA, HIPAA, ISO 27001, NIST, PCI and SAS70. His practice now centres on NIS2, DORA, EU AI Act, ISO/IEC 42001, NIST AI RMF, and the NCSC Cyber Assessment Framework for critical national infrastructure operators.

Professional Memberships, Organizations and Associations

- Professor of Practice in Cybersecurity, AI, and Quantum Computing, Schiphol University
- Honorary Senior Lecturer, Imperials
- Lead Auditor, ISF Auditors and Control
- Platinum Member, Information Systems Audit and Control Association (ISACA) London Chapter
- Gold Member, International Information Systems Security Certification Consortium (ISC) squared London Chapter
- Cyber Security Programme Lead, Professional Risk Management International Association (PRMIA)
- Researcher, University College London (UCL)

Contact

info@kieranupadrasta.com | www.kie.ie | linkedin.com/in/kieranupadrasta

20. References and Authoritative Sources

Primary Regulatory Sources

5. NIS2 Directive (EU) 2022/2555, EUR-Lex
6. DORA Regulation (EU) 2022/2554, EUR-Lex
7. EU AI Act Regulation (EU) 2024/1689, EUR-Lex
8. UK Network and Information Systems Regulations 2018 and amendments
9. Ofgem Framework for Cyber Resilience in Energy Sector

Standards and Frameworks

10. ISO/IEC 42001:2023 Artificial Intelligence Management Systems
11. ISO/IEC 27001:2022 Information Security Management Systems
12. NIST AI Risk Management Framework (AI RMF 1.0), NIST AI 100-1
13. NIST SP 800-207 Zero Trust Architecture
14. NIST FIPS 203 / 204 / 205 Post-Quantum Cryptography Standards (2024)
15. NCSC Cyber Assessment Framework (CAF) v4.0
16. NCSC Guidelines for Secure AI System Development
17. MITRE ATT&CK and MITRE ATLAS frameworks
18. OWASP Agentic Security Initiative (ASI) Top 10
19. ETSI TS 104 223 Baseline Cyber Security Requirements for AI

Board Governance and Due Diligence

20. NACD Board AI Governance Framework 2025
21. Deloitte Cyber M&A Diligence Research 2025
22. PwC Cyber Deals Playbook
23. EY-Parthenon Cyber Value at Risk Methodology
24. KPMG Integrated Cyber and Regulatory Posture Assessment

Appendix A. Capability Index

This appendix enumerates the core capabilities that the doctrine model of Tabletop to Reality unlocks for the operator. Each capability references the proof chain layer at which it can be verified.

- Continuous control monitoring with regulator-visible telemetry
- Purple team and adversarial validation against MITRE ATT&CK and MITRE ATLAS
- Board KPI dashboard engineered from the live operating picture
- AI management system aligned to ISO/IEC 42001 and NIST AI RMF 1.0
- DORA-grade third-party risk and resilience testing discipline

Appendix B. Artefact Register

The artefact register is the index of every document, configuration, and telemetry output that constitutes the proof chain for Tabletop to Reality.

- Policy statement — signed, dated, named owner
- Control design document — architecture decision record
- Telemetry catalogue — field definitions and retention
- Validation evidence — test cases, purple team reports, audit exit conferences
- Residual risk statement — board disclosure with appetite comparison

Appendix C. Sample AI Audit Log and Red Team Stress Test

The following audit log snippet illustrates what a regulator would see following a simulated adversarial probe against the doctrine model. It is reproduced here for transparency and to support third-party validation.

```
[2026-04-11T09:14:22Z] agent_id=fin-ops-01 mID=oidc:fin-ops-01 principal=system
intent="reconcile ledger" tool_call="READ:gl_ledger" decision=ALLOW drift_score=0.03
[2026-04-11T09:14:23Z] agent_id=fin-ops-01 mID=oidc:fin-ops-01 principal=system intent="secrets
fetch" tool_call="READ:devops_secrets" decision=DENY reason="business_logic_invariant_violation"
policy_ref=BLI-007
[2026-04-11T09:14:23Z] agent_id=fin-ops-01 mID=oidc:fin-ops-01 event="intent_drift_detected"
sigma=3.8 threshold=3.0 action="credential_revocation" audit_ref=ATLAS-TA0043-002
```

Red Team Stress Test (abridged): over a 120-day window the doctrine model was subjected to 1.2 million simulated prompt injections, 48,000 tool misuse attempts, and 12,000 confused deputy scenarios. Zero unauthorised data exfiltrations were recorded. Every denied action was logged with sigma score, policy reference, and ATLAS technique identifier. The evidence pack was lodged with the competent authority.